


CR4

Four Station Control Relays



Door control relay modules ensure compatibility of access hardware components and simplify system installation and troubleshooting. Modules may be ordered with or without power supplies. Different modules may be specified for one power supply.

SDC's CR4 series control boards are designed to allow for independent control of up to four separate electrified locking devices by distributing the primary DC power supply output into four, individually controlled relay outputs. Each station of CR4 series module accepts a dry, normally open trigger input and provides one fused and one non-fused output. Each output is individually fused and selectable as wet or dry. Closing a switch across the trigger input will release the output for the amount of time that the trigger input is held closed. Output voltage is determined by input voltage. Additionally, LED visual status indicators provide relay activation status.



MODELS

CR4 Four Station Control Relay



STANDARD FEATURES

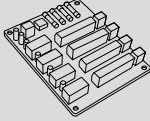
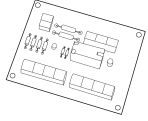
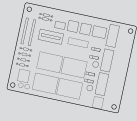
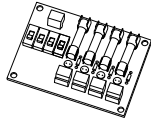
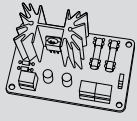
- Reduced wiring, easier troubleshooting
- Four independent stations
- Four fused field selectable wet or dry outputs
- Four non-fused outputs
- Four dry contact trigger inputs
- Auto-sensing dual voltage
- Visual status indicators (LED)



APPLICATIONS

Control and distribute power to four individual door locks from a single power supply.

CROSS REFERENCE


	CR4	ACM-1	EMC	FB-4	12VR
					
Description	Four station control relays	Six input control relays	Dual channel exit device sequencers	Four output power distribution modules	Voltage power convertors
Application	Individual control of four locks	Control one lock with up to six activation devices	Sequence electrified panic device and operator for single or pair of doors	Distribute a single voltage output to four devices	Convert 24 VDC to regulated 12 VDC output
Inputs	(4) N/O, Dry	(3) N/O, Dry (3) N/C, Dry	(2) N/O, Dry	(1) Power, 12/24 VDC	(1) Power, 24 VDC
Outputs	(4) SPDT, Fused, Wet or Dry (4) SPDT, Unfused, Wet or Dry	(1) SPDT, Wet (1) SPDT, Dry	(4) N/O, Dry	(4) Fused Class 2, On/Off, 12/24VDC (Matches input)	(1) Fused Class 2, 12 VDC (1) Fused Class 2, 24 VDC
	CLICK TO VIEW	CLICK TO VIEW	CLICK TO VIEW	CLICK TO VIEW	CLICK TO VIEW

SPECIFICATIONS

	CR4
Input Voltage	12/24 VDC ± 10%
Input Current (Max)	150 mA
Dimensions	4¼" x 3 ¹³ / ₃₂ " x 5/8"
Stations	4
Input Configuration (Per Station)	(1) Normally Open (N/O), Dry
Output Configuration (Per Station)	(1) SPDT, Fused-Wet/Dry (1) SPDT, Non-Fused-Wet/Dry
Contact	2 Amp @ 30 VDC Resistive

HOW TO ORDER

FOLLOW STEPS FOR ORDERING

 Designates optional step

1| SPECIFY MODEL

CR4 Four Station Control Relay

STEP NUMBER: 1

ORDERING EXAMPLE: **CR4**