



SDC SECURITY DOOR CONTROLS

3580 Willow Lane, Westlake Village, CA 91361-4921 • (805) 494-0622 • Fax: (805) 494-8861
 www.sdcsecurity.com • E-mail: service@sdsecurity.com

INSTALLATION INSTRUCTIONS 400 SERIES PUSH SWITCH



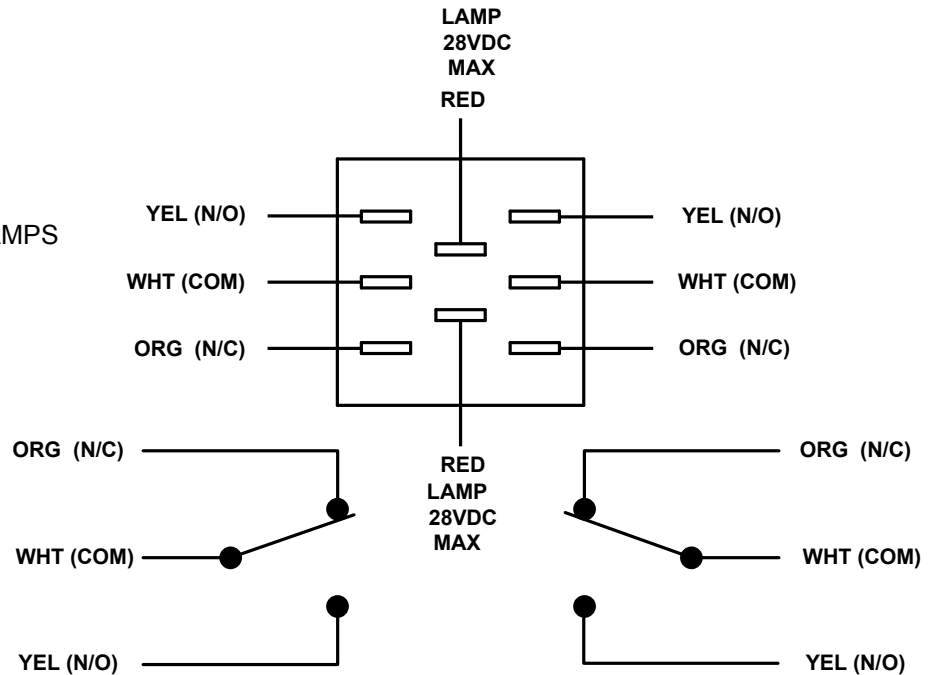
STANDARD



NARROW

Electrical Specifications

Contact Type: SPDT (Form C)
 Contact Ratings: 30VDC @ 5 AMPS
 (Resistive)



Any suggestions or comments to this instruction or product are welcome. Please contact us through our website or email engineer@sdsecurity.com