



www.sdcsecurity.com service@sdsecurity.com  
 [t] 800.413.8783 805.494.0622 [f] 805.494.8861  
 801 Avenida Acaso, Camarillo CA 93012 • PO Box 3670, Camarillo CA 93011-3670

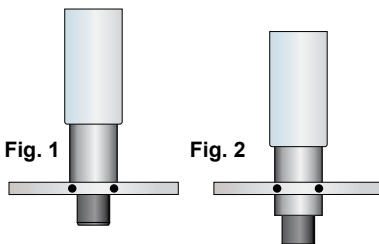
## 100 / 200 Series Mortise Bolt Lock



### 110/210 Series

- 110IV** Failsafe
- 210HV** Failsecure

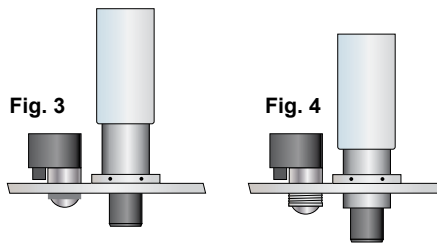
The failsafe 110 and failsecure 210 are the most basic bolt locks available. The bolt assembly is adjustable forward up to 1" (25.4mm) past the face plate to accommodate wide door gaps or special applications (see figures 1 & 2).



### 160/260 Series

- 160IV** Failsafe
- 260HV** Failsecure

The failsafe 160 and failsecure 260 bolt locks are equipped with an auto relock switch that keeps the bolt retracted when the door is open and causes the door to lock when closed. The auto relock switch and the bolt assembly are both adjustable for wide door gaps. (see Fig. 3 & 4).



### Specification


#### Electrical Specifications

**Voltage:** Dual 12/24VDC  
 450mA @ 24VDC  
 900mA@ 12VDC

#### Mechanical Specifications

- Finish:** 628 Anodized Aluminum
- Faceplate:** 2-3/4H" x 1-1/4W" x 0.25"D  
(69.85 x 31.75 x 6.35mm)
- Strike:** 2-3/4H" x 1-1/4W" x 0.125"D  
(69.85 x 31.75 x 3.175mm)
- Bolt:** 5/8" dia. x 1/2" throw  
(15.87mm x 12.7mm)
- Depth:** 5" (127mm)

SECURITY DOOR CONTROLS



sdsecurity.com service@sdsecurity.com