



700 / 800 Series Key Switches

Application

SDC key switch assemblies provide an economical method of providing authorized control for a variety of applications. A choice of several contact configurations ensure compatibility with virtually any system.

- Access Control
- Automatic Gate Operation
- Roll Up Door Operation
- Alarm Shunt
- Alarm Reset
- Machine Operation

New Construction or Retrofit

SDC key switch assemblies are compatible with U.S. standard, 1.125" and 1.25" mortise key cylinders and interchangeable core cylinders (not included). Compatibility with a new or existing facility mechanical key system is maintained. Standard switch assemblies are single gang box mounted. Assemblies equipped with narrow faceplates are mounted directly to the door frame.

Functions

- Momentary
- Timed Actuation (1-60 seconds)
- Alternate Action (On-Off)

Features

- Tamper resistant, recessed cylinder (all except 700N)
- Tamper resistant spanner screws
- Heavy duty all steel assembly
- Stainless steel faceplates of 20 gauge or 0.25" thickness of aluminum
- Large actuator for positive and consistent activation
- 6 Amp @ 30 VDC
- 7", 22 gauge wire leads
- Compatible with 1.125" or 1.25" mortise cylinder (not included)



700



700N

- Spanner security screws and tool
- 20 Gauge stainless steel
- Optional plated finishes

700 Single gang, wall mounted, anti-tamper recessed key cylinder

700N Narrow 1.75" wide, frame mounted



800



800N

- 0.25" Aluminum faceplate
- Spanner security screws and tool
- Anti-tamper plugs for mounting screws
- Anti-tamper recessed key cylinder

800 Single gang, wall mounted

800N Narrow, 1.75" wide frame mounted

Four mounting screws provide increased integrity



700T

- Two Gang
- 4 Security screws
- 20 Gauge stainless steel

Two gang faceplate provides for the use of a larger junction box to accommodate time delays, audible annunciation and increased wiring.

Models

702

Model		Operation	Applications
701	801AL	Alternate action SPDT	<ul style="list-style-type: none"> • Circuit on - off • Access control bypass • Machine operation
701N	801ALN	Turning the key left or right actuates and latches the contact. Contact position is maintained until the key is inserted and turned again.	
701T			
702	802AL	Momentary SPDT	<ul style="list-style-type: none"> • Momentary access • Timer activation • Alarm reset
702N	802ALN	Turning the key left or right momentarily actuates the contact.	
702T			
704	804AL	Momentary SPDT plus 10TD Electronic Mini Timer SPDT 2Amp @ 30VDC, adjustable 1 - 60 seconds Turning the key left or right activates an electronically timed contact for 1 - 60 seconds	<ul style="list-style-type: none"> • Timed access • Timed alarm shunt
705	805AL	Alternate action DPDT	<ul style="list-style-type: none"> • Control two circuits simultaneously • Access and alarm bypass • Lock and magnetic door holder control
705N	805ALN	Turning the key left or right actuates and latches the contact. Contact position is maintained until the key is inserted and turned again	
705T			
706	806AL	Momentary DPDT	<ul style="list-style-type: none"> • Control two circuits simultaneously
706N	806ALN	Turning the key left or right momentarily actuates the contacts	
706T			
707	807AL	#1 Momentary SPDT. Turning the key left momentarily actuates contact #1.	<ul style="list-style-type: none"> • Control two circuits independently
707N	807ALN	#2 Momentary SPDT. Turning the key right momentarily actuates contact #2	
707T			
708	808AL	#1 Momentary SPDT. Turning the key in one direction momentarily actuates contact #1	<ul style="list-style-type: none"> • Control two circuits independently • Momentary access and sustained bypass of a door
708N	808ALN	#2 Alternate action SPDT. Turning the key in opposite direction actuates and latches contact #2 until the key is inserted and turned again	
708T			
709	809AL	#1 Alternate action SPDT. Turning the key left actuates and latches contact #1	<ul style="list-style-type: none"> • Control two circuits independently • Bypass with single station #1 • Bypass with all stations #2
709N	809ALN	#2 Alternate Action SPDT. Turning the key right actuates and latches contact #2	
709T			
710T		#1 Momentary SPDT plus 10TD Electronic Mini Timer, SPDT 2Amp, 1-60 second. Turning the key in one direction activates an electronically timed contact for 1 - 60 seconds. #2 Alternate action SPDT. Turning the key in opposite direction actuates and latches contact #2	<ul style="list-style-type: none"> • Control two circuits independently • Timed access and sustained bypass of a door • Timed alarm shunt (REX) and sustained alarm shunt
711	811AL	#1 Momentary DPDT. Turning the key left momentarily actuates contact #1.	<ul style="list-style-type: none"> • Control two pairs of circuits independently
711N	811ALN	#2 Momentary DPDT. Turning the key right momentarily actuates contact #2.	
711T			
712	812AL	#1 Momentary DPDT. Turning the key in one direction momentarily actuates contact #1	<ul style="list-style-type: none"> • Control two pairs of circuits independently • Activate a time delay, REX input or alarm shunt with #1 • Access control and alarm bypass with #2
712N	812ALN	#2 Alternate action DPDT. Turning the key opposite direction actuates and latches contact #2 until the key is inserted and turned again.	
712T			
713	813AL	#1 Alternate action DPDT. Turning the key left actuates and latches contact #1.	<ul style="list-style-type: none"> • Control two pairs of circuits independently
713N	813ALN	#2 alternate action DPDT. Turning the key right actuates and latches contact #2	
713T			

Finish

702	U	
-----	---	--

700 Series Finish

U 630 Dull stainless steel standard
C 605 Bright brass
D 606 Dull brass
H 613 Oil rubbed bronze
P 625 Bright Chrome

800 Series Finish

AL 628 Anodized aluminum standard

Options

702	U	L2
-----	---	----

ATS Anit-Tamper switch
L1 One LED; specify red or green
L2 Two LED's; red and green
LT One tri-color LED; red green and amber
RMB Buzzer. May be wired to sound when door is unlocked. 12 or 24VDC operation with 700T only.
SN 85 db. siren, 3-28VDC with 700T only
10TD Mini timer
CYL-KD Key cylinder with two keys

Dimensions

700 2.875" x 4.5" x 20 Ga. (73 x 114 x 0.912mm)
700N 1.75" x 4.5" x 20 Ga. (45 x 114 x 0.912mm)
700T 4.5" x 4.5" x 20 Ga. (112 x 114 x 0.912mm)
800AL 3.25" x 5" x .25"D (83 x 127 x 6.35mm)
800ALN 1.75" x 5" x .25"D (45 x 127x 6.35mm)

10TD Mini Timer



The electronic Mini Timer provides timed unlocking and is compatible with all SDC momentary key and exit switches equipped with normally open contacts. The Mini Timer fits inside two gang key and exit switch assemblies, remote junction box and narrow frames.

Voltage Input 12/24VDC @ 50mA
Trigger Input N.O. dry
Contact SPDT dry, 2 Amps @ 30VDC
Wire Leads 7", 20 gauge
Time Adjustment 1 - 60 seconds
Size 0.75"W x 1.5"H .25"D
(19.05x 38.1 x 57.15mm)

Key Cylinder



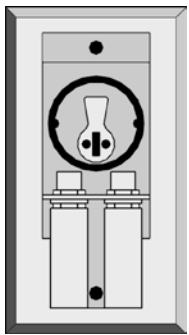
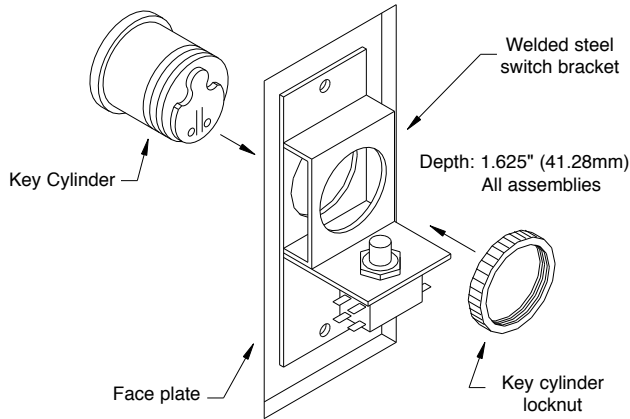
CYL-KD 1.25" mortise key cylinder and 2 keys, keyed different, two different tail pieces provided. Dull chrome finish standard.

Assembly Tools

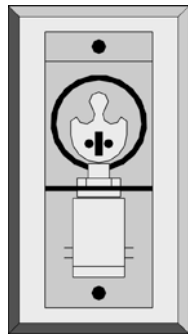
For convenience, a small spanner tool is provided with the assembly for fastening of spanner security screws.

Part # **SS632**, a standard spanner screwdriver, may be ordered separately.

Assembly Details



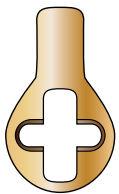
Dual Switch Assembly




Single Switch Assembly

Tailpiece

(actual size shown)



Compatible with all dual switch assemblies

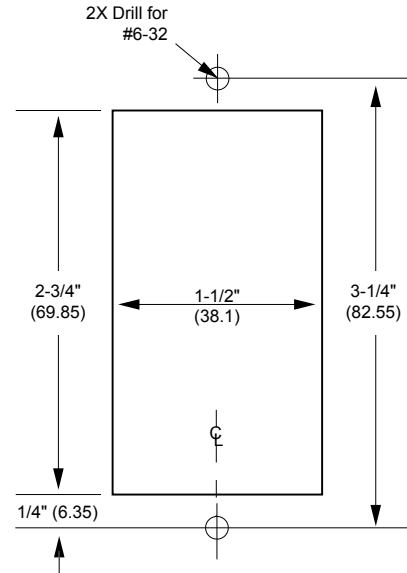


Compatible with all single and dual switch assemblies

Frame Preparation

700N Series prep

1.75" (44.45mm) minimum frame face



800ALN Series prep

