

Electric Exit Device

XK

ELECTRIC LATCH RETRACTION

Add to List



Rim Mount
Vertical Rod
Mortise

E	Dual Electric Latch Retraction and Dogging	600.00
Voltage: 450 mA actuation, 180 mA continuous @ 24VDC Continuous Duty		
Operation: Momentary or maintained latch bolt and push pad retraction		
EMC	Sequencer Module required for automatic doors. For use with SDC 602RF and 632RF Power Supplies (See power supplies page 60)	150.00



DELAYED EGRESS

Add to List



101-DE
Rim Mount
Vertical Rod
Mortise

See page 55 for features

DE	Electrification of exit device and wall mount controller with keypad control and reset	1250.00
KDE	Electrification of exit device and wall mount controller with both keypad and key switch control and reset, less cylinder	1350.00
Options		
DEC-J	3 Gang Interior surface mount box for 101-DEC	90.00
SHD-J	Shroud for surface mount box DE-J outdoor use	60.00


EXIT ALARM KIT

Add to List

A	Exit Alarm, 9V Battery Powered	400.00
B	Exit Alarm with 12/24V AC/DC input (9V battery provides power backup)	440.00

Features

- LED (field selectable Active or Off)
- Bypass - No LED
- Armed - Blinks every 4 seconds (Green when armed, Red when in alarm mode)
- Low Battery Alert - Siren will beep every 45 seconds.
- 15 or 60 second arming delay
- Remote status output
- Field selectable alarm modes include:
 - › Continuous alarm with manual key reset
 - › Alarm automatically rearms 2 minutes after door closes and may be retriggered. May be manually rearmed by key before automatically rearmed.




Option A & B Exit Alarm
Rim Mount
Vertical Rod
Mortise

Optional

AR6	6 or 10 minute alarm with auto rearm and manual key reset.	AR20	20 minute alarm with auto rearm and manual key reset
AD1	1 second arming delay		

ELECTRIFIED MORTISE EXIT DEVICES

Add to List



Mortise


MF	Fail-safe Electric Mortise Exit Device	200.00
MS	Fail-secure Electric Mortise Exit Device	200.00

Field reversible fail-secure/ fail-safe, unlocks by access control, power loss or signal from fire command center. Door stays latched even when unlocked. Complies with national building and fire codes

Voltage: 600/300 mA @ 12/24VDC

Options

DPS	Door Position Status	80.00
EK	Built-in key switch for E, DE and M only	80.00



H	Electric Frame Actuator Controlled Mortise Exit Device	See page 35 for price
----------	--	------------------------------

See Page 35 for ordering details. Specify with Fire rated exit device. Features include 12/24VDC, fail-safe operation and unlocks by access control, power loss or signal from fire command center. Door stays latched even when unlocked. All wiring is maintained in the strike jamb. Complies with national building and fire codes

ELECTRIC DOGGING

Add to List

G	Electric Dogging	450.00
Voltage: 170/100 mA @ 12/24VDC		

SPECIFY OPTIONS

Add to List

R	Request-To-Exit Output, SPDT 3 Amp Contact	80.00
L	Latchbolt monitoring, SPDT 3 Amp Contact	80.00



SECURITY DOOR CONTROLS
801 Avenida Acaso • Camarillo, CA 93012
Email: Service@sdcsecurity.com • www.sdcsecurity.com

Price List Effective February 15, 2009