



## Civic™ E72K-A Electronic Digital Lock

### E72K-A Civic Series 160 User Electronic Digital Door Lock

Economically priced, the E72K-A Civic series electronic digital lockset incorporates the features required to manage most stand alone access control applications for up to 160 users.

The heavy duty weather resistant housing and keypad make the E72K-A ideal for indoor and outdoor applications.

Easily installed, the E72K-A retrofits mechanical cylindrical locks in only ten minutes. Additional benefits include the elimination of costly power supplies and labor intensive wiring and the elimination of key management.



#### Vandal Resistant Clutch

When locked, the outside lever is not rigid and will turn without retracting the latch, eliminating potential damage to internal parts from forcing lever handles.

#### Attributes

- ANSI Grade 2, cylindrical lockset
- Extra heavy duty indoor/outdoor all weather housing
- -32°F to +155°F ( -35°C to 68°C )
- 4 x 4 metal alphanumeric keypad
- Clutch for lever vandal resistance
- Key override, Schlage C keyway std.
- Audible and LED indicator
- Real time clock
- 4AA batteries
- 2 stage low battery alert
- UL Listed for 3 Hr fire rated doors
- ADA compliant
- No audit trail


#### Programmable Features

- Keypad programmable
- 160 users
- Temp users schedules (64 users max)
- 9 management groups
- 90 user groups
- 16 button alphanumeric keypad
- 3 or 6 digit user code, ID + PIN or PIN only
- Auto Daylight Savings
- Manual passage mode
- Dual code entry capability by two users for high security applications

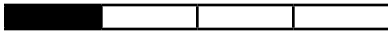


SECURITY DOOR CONTROLS

sdsecurity.com service@sdsecurity.com



**Cylindrical Digital Locks**



**E72KA** 160 user lockset



**Levers**



Galaxy (G)



Eclipse (E)

**Lever Handles with Standard Key Cylinders**


- G1** Galaxy lever, 6 pin cylinder with Schlage "C" Keyway
- E1** Eclipse lever, 6 pin cylinder with Schlage "C" Keyway

**Finish**



**B** Black Powder Coat case with Dull Chrome lever (*standard*)

**Options**



- BS1** 2.375" (60mm) backset
- SK-1** Spacer kit for 1.375" door thickness
- WGB** E72 weldable gate box

**Mechanical Specifications**

**Heavy Duty Cast Housing**

- Door Thickness** 1-5/8" (41.2mm) - 1-7/8" (47.6mm) standard  
SK1 Spacer for 1-3/8" (35mm) door
- Front** 1-1/8" (28.6mm) x 2-1/4" (56.9mm)
- Latchbolt** 9/16" (14.3mm) throw, reversible
- Backset** 2-3/4" (70mm) standard
- Strike** 2-3/4" (70mm) standard ANSI
- Keying** 6 Pin with Schlage (C) keyway, 2 keys
- Clutch** Lever clutch mechanism
- Door Preparation** ANSI 115.18 door prep with additional 1.0" (19mm) through hole.
- Nonhanded**

**Compliances**

ANSI A156.25, Electrified Lockset  
ANSI A156.2, Grade 2  
ANSI A117.1 Accessibility Code

**ADA Compliant**

**California State Reference Code**

Formerly Title 19, California State Fire Marshal, Levers Galaxy and Eclipse return to within .5" (13mm) of the door face.

**UL Listings**

UL Listed, USA & Canada for 3 hr "A" label fire rated doors.