

# 1091ADMR / 1291ADMR Spacesaver®

## Electric Dead Bolt Locks with Mechanical Release

The **Spacesaver®**, first designed and patented by SDC, is a fundamental innovation in electric locking technology for access control applications.

### FEATURES

#### STAINLESS STEEL BOLT

Greater security is provided by the 0.625" diameter stainless steel bolt. The bolt rotates freely, making attempts to tamper or cut extremely difficult.

#### SPECIFICATION GRADE SOLENOID

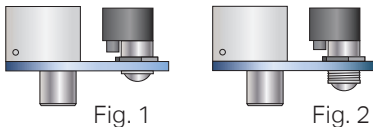
All Spacesaver® lock solenoids are manufactured by SDC to precision specifications. SDC solenoids are capable of superior overall performance in both force and longevity, providing years of service compared to commercial grade solenoids.

#### MECHANICAL RELEASE FUNCTION

When used with a mortise key cylinder (not included), the key cylinder is used to manually override the solenoid.

#### FIELD ADJUSTABLE AUTO-RELOCK SWITCH

The automatic relock switch keeps the bolt retracted while the door is open. The door depresses the ball switch assembly on closure, causing the bolt to project automatically, locking the door. In addition, the ball switch assembly is bidirectional, permitting the locks to be used on swinging and sliding doors.



The auto relock assembly is field adjustable to compensate for wide door gap. (See Figure 1 & 2 above)

### INSTALLATION

**SDC Spacesaver® ADMR locks may be mounted in the side jamb or door lock stile.**

The stainless steel bolt projects at right angles to the lock mechanism, allowing installation of Spacesaver® locks, by means of a simple cutout, in virtually any standard 1.75" frame, or in most door lock stiles. With the entire lock concealed, aesthetic acceptability is complete, security is greater and installation in old or new construction is fast, easy and economical.



\* shown with Mortise Cylinders - not included

### MODELS

#### JAMB-MOUNT

**1091ADMR** Failsafe, Single Mechanical Release, 0.865" backset

**1291ADMR** Failsecure, Single Mechanical Release, 0.865" backset

#### DOOR-MOUNT

**1091ADMR1** Failsafe, Single Mechanical Release, 1.875" backset

**1291ADMR1** Failsecure, Single Mechanical Release, 1.875" backset

**1091ADDMR1** Failsafe, Double Mechanical Release, 1.875" backset

**1291ADDMR1** Failsecure, Double Mechanical Release, 1.875" backset

Protected by one or more of the following U.S. Patents:  
4,021,065 4,099,752 4,634,155



## LOCK FUNCTION

### 1091ADMR/ 1091ADMR1 /1091ADDMR1 FAILSAFE

The **1091ADMR/1091ADMR1/1091ADDMR1** is locked when energized. Recommended for safety applications, it is intended that the door unlock automatically when power is interrupted by the access control, power failure or signal from a fire life safety system.

- Bolt Throw 0.75"

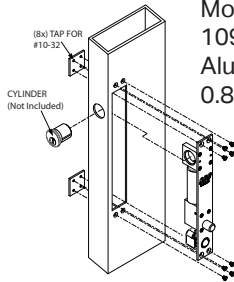
### 1291ADMR/ 1291ADMR 1/1291ADDMR1 FAILSECURE

The **1291ADMR/1291ADMR1/1291ADDMR1** is locked when de-energized and unlocked when energized. Recommended for security applications only, it is intended that the door lock when power is interrupted by a power failure.

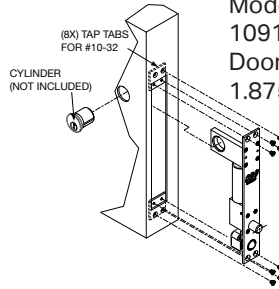
- Bolt Throw 0.75"

## APPLICATIONS

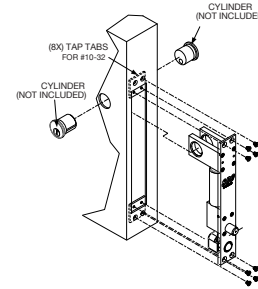
- Retail Aluminum Glass Entrance Doors
- Server Rooms
- Safe Rooms
- Storage Closets



Models:  
**1091/1291ADMR**  
Alum. Frame Mount,  
0.865" backset



Models:  
**1091/1291ADMR1**  
Door Mount,  
1.875" backset



Models:  
**1091/1291ADDMR1**  
Door Mount,  
1.875" backset

## SPECIFICATIONS

<b>Face Plate</b>	10-1/2"L x 1-1/2"W x 1/8"D (unless noted differently)
<b>Strike</b>	4"L x 1-1/2"W x 1/8"D
<b>Frame Inner Dimension Requirements</b>	Model dependent. Refer to specific template.
<b>Bolt Material</b>	Stainless Steel
<b>Bolt Diameter</b>	5/8"
<b>Bolt Throw</b>	<b>1091ADMR/1091ADDMR:</b> 3/4" <b>1291ADMR/1291ADDMR:</b> 3/4"
<b>Mounting Tabs</b>	Two aluminum mounting tabs are provided for easy lock installation.
<b>Dual Voltage Coil</b>	0.45 Amp @ 24VDC Continuous Duty 0.9 Amp @ 12VDC Continuous Duty

PRODUCT SKU SAMPLE: **1091ADMR V D B CYL-6KDQ**

## HOW TO ORDER

### 1| SPECIFY MODEL

#### JAMB-MOUNT

**1091ADMR** Failsafe 12/24VDC, Single Mechanical Release, 0.865" backset  
**1291ADMR** Failsecure 12/24VDC, Single Mechanical Release, 0.865" backset

#### DOOR-MOUNT

**1091ADMR1** Failsafe, 12/24VDC Single Mechanical Release, 1.75" backset  
**1291ADMR1** Failsecure 12/24VDC, Single Mechanical Release, 1.75" backset  
**1091ADDMR1** Failsafe 12/24VDC, Double Mechanical Release, 1.75" backset  
**1291ADDMR1** Failsecure 12/24VDC, Double Mechanical Release, 1.75" backset

### 2| SPECIFY FINISH

**V** 628 Clear Anodized Aluminum (Standard)  
**C** 605 Bright Brass  
**D** 606 Dull Brass  
**F** 611 Bright Bronze  
**G** 612 Dull Bronze  
**H** 613 Oil Rubbed Bronze  
**P** 625 Bright Chrome  
**Q** 626 Dull Chrome  
**U** 630 Satin Stainless Steel  
**Y** 335 Black Anodized

### 3| SPECIFY OPTIONS

**B** Magnetic Bolt Status Switch SPDT 0.25 Amp @ 30VDC Indicates bolt locked and bolt unlocked.  
**D** Mechanical Door Position Switch SPDT 5 Amps @ 30VDC Integral to the auto relock ball switch assembly. Indicates, door closed and door open. Recommended for minimum security applications only  
**CYL-6KDQ** 6 pin, 1-1/8" Mortise Cylinder, Keyed different, 626 Dull Chrome  
**CYL-6KAQ** 6 pin, 1-1/8" Mortise Cylinder, Keyed alike, 626 Dull Chrome

