



1510 Series

1650lb Holding Force EMLocks

SDC's electromagnetic locks are suited for interior doors, perimeter exit doors and entrances that require failsafe emergency release capability.

The patented EMLock® design represents the pinnacle of magnetic lock evolution with modular assembly that makes them easy to stock, install, upgrade, and maintain.

The housing design provides a superior appearance with a plated or anodized finish on all sides. The interlocking EZ mount assembly leaves hands free for wiring and securing of mounting screws. EMLocks® are UL listed and ANSI grade 1 compliant.

- Uniform design and installation
- Wire access chamber with terminal block
- Interlocking quick mount assembly
- Auto-sensing dual voltage
- Voltage and current spike protection
- Instant release anti-residual magnetism circuitry
- Captive lock mounting screws
- Self-drilling and tapping sheet metal screws
- 1½" machine screws included
- Field upgradeable without removing from the frame*

*See related products for EZ field upgrade kits.

ORDERING GUIDE

	FINISH	
	V	
	Y	
	C	
	X	
	Q	
	P	
1511	V	DB
1511		D
1512		B
		A
		T
		L
	MODEL	OPTIONS

NOT REQUIRED

EXAMPLES

1511V	Single EMLock, 1650lbs, 628	529.00
1511VD	Single EMLock, 1650lbs, 628, DPS	577.00
1511VDB	Single EMLock, 1650lbs, 628, DPS, BAS	648.00
1512V	Double EMLock, 1650lbs	1,053.00
1512VD	Double EMLock, 1650lbs, DPS	1,149.00

1510 CONFIGURATION 1 of 1



1511



1512



Filler Plate



Angle Bracket



Top Jamb Kit



Glass Door Kit



Spacer Bracket



Header Bracket



Armature Mounting Plate



Door Coordinator Bracket



Heavy Duty Drill Fixture

MODEL		LIST \$
1511	Single EMLock, 1650lbs	529.00
1512	Double EMLock, 1650lbs	1,053.00

FINISH		ADD TO LIST	
		SINGLE	DOUBLE
V	628 Dull Aluminum <small>Standard</small>	N/C	N/C
Y	335 Dull Black	94.00	141.00
C	605 Bright Brass	94.00	141.00
X	710 Dark Bronze	94.00	141.00
Q	626 Dull Chrome	222.00	257.00
P	625 Bright Chrome	222.00	257.00

OPTIONS		ADD TO LIST	
		SINGLE	DOUBLE
D	Door Position Status (DPS)	48.00	96.00
B	Bond Alert Status (BAS)	71.00	142.00
A	Anti-Tamper Status (ATS)	59.00	59.00
T	Relock Time Delay (RTD)	76.00	76.00
L*	Visual Status Indicator (LED)	20.00	20.00

** Requires field installation and additional wiring.*

RELATED PRODUCTS

When you order any SDC products in this section, there are a number of related or complementary products that have proven to work well with your selection.

FP11V	Filler Plate, 1/8" x 1 1/4" x 11"	40.00
FP12V	Filler Plate, 1/4" x 1 1/4" x 11"	41.00
FP13V	Filler Plate, 3/8" x 1 1/4" x 11"	41.00
FP14V	Filler Plate, 1/2" x 1 1/4" x 11"	46.00
FP15V	Filler Plate, 5/8" x 1 1/4" x 11"	48.00
FP21V	Filler Plate, 1/8" x 1 1/4" x 22"	46.00
FP22V	Filler Plate, 1/4" x 1 1/4" x 22"	48.00
FP23V	Filler Plate, 3/8" x 1 1/4" x 22"	50.00
FP24V	Filler Plate, 1/2" x 1 1/4" x 22"	52.00
FP25V	Filler Plate, 5/8" x 1 1/4" x 22"	55.00
AB11V	Angle Bracket, 1" x 1" x 11"	48.00
AB12V	Angle Bracket, 1" x 1 1/2" x 11"	50.00
AB13V	Angle Bracket, 1 1/2" x 1 1/2" x 11"	52.00

Continued on next page.

COMPONENT CONSIDERATIONS

With a robust toolbox of over 35,000 SDC access & control components at your fingertips, you can add additional components to complement the products you're ordering and assemble a turnkey solution for almost any controlled door opening system imagined.



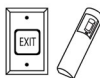
Keypads & Readers

[CLICK TO VIEW](#)



Egress Devices

[CLICK TO VIEW](#)



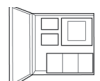
Exit Switches & Sensors

[CLICK TO VIEW](#)



Emergency Door Releases

[CLICK TO VIEW](#)



Power Controllers

[CLICK TO VIEW](#)



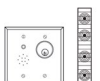
Door Controls & Backup Batteries

[CLICK TO VIEW](#)



Remote Control Consoles

[CLICK TO VIEW](#)



Door Prop Alarms & Annunciators

[CLICK TO VIEW](#)

AB14V	Angle Bracket, 2" x 1 1/2" x 11"	55.00
AB21V	Angle Bracket, 1" x 1" x 22"	59.00
AB22V	Angle Bracket, 1" x 1 1/2" x 22"	63.00
AB23V	Angle Bracket, 1 1/2" x 1 1/2" x 22"	69.00
AB24V	Angle Bracket, 2" x 1 1/2" x 22"	73.00
TJ1V	Top Jamb Mounting Kit, Single	141.00
TJ2V	Top Jamb Mounting Kit, Double	229.00
HDB1V	Glass Door Mounting Kit, 2 1/2" x 1 1/2" x 8 1/2"	210.00
HDB2V	Glass Door Mounting Kit, 2 1/2" x 1 1/2" x 8 1/2", Qty 2	420.00
UF11V	Spacer Bracket, 1/2" x 1 1/2" x 11"	105.00
UF12V	Spacer Bracket, 1/2" x 1 1/2" x 22"	131.00
UB11V	Header Bracket, 1" x 1" x 11"	76.00
UB12V	Header Bracket, 1" x 1" x 22"	150.00
AR11Y	Armature Mounting Plate, 5/8" x 3" x 8 1/2"	71.00
AR11YD	Armature Mounting Plate, 5/8" x 3" x 8 1/2", DPS	118.00
DC-1	Door Coordinator Bracket, 1 1/2" x 3" x 11"	141.00
DC-2	Door Coordinator Bracket, 1 1/2" x 3" x 22"	257.00
1511-DF	Heavy Duty Drill Fixture for 1511, 1571 EMLock Installations	176.00
1512VV82*	Vertical Housing EMLock Package, 84" Openings, 3300lbs, 628	1,885.00
EZ-D-10**	Field Upgrade Kit, Door Position Status (DPS)	48.00
EZ-A	Field Upgrade Kit, Anti-Tamper Status (ATS)	59.00
EZ-T-10	Field Upgrade Kit, Relock Time Delay (RTD)	76.00

* Consult factory for special finishes, lengths or monitoring options.

** Order two for double EMLock applications.