



# 1580 Series

650lb Holding Force EMLocks

SDC's electromagnetic locks are suited for interior doors, perimeter exit doors and entrances that require failsafe emergency release capability.

**The patented EMLock® design represents the pinnacle of magnetic lock evolution with modular assembly that makes them easy to stock, install, upgrade, and maintain.**

The housing design provides a superior appearance with a plated or anodized finish on all sides. The interlocking EZ mount assembly leaves hands free for wiring and securing of mounting screws. EMLocks® are UL listed and ANSI grade 1 compliant.

- Uniform design and installation
- Wire access chamber with terminal block
- Interlocking quick mount assembly
- Auto-sensing dual voltage
- Voltage and current spike protection
- Instant release anti-residual magnetism circuitry
- Captive lock mounting screws
- Self-drilling and tapping sheet metal screws
- 1/32" machine screws included

## ORDERING GUIDE

	FINISH	
	V	
	Y	
	C	
	X	
	Q	
	P	
1581	V	D B
1581		D
1582		B
		A
		L
MODEL		OPTIONS

NOT REQUIRED

## EXAMPLES

<b>1581V</b>	Single EMLock, 650lbs, 628	<b>401.00</b>
<b>1581VD</b>	Single EMLock, 650lbs, 628, DPS	<b>449.00</b>
<b>1581VDB</b>	Single EMLock, 650lbs, 628, DPS, BAS	<b>520.00</b>
<b>1582V</b>	Double EMLock, 650lbs	<b>789.00</b>
<b>1582VD</b>	Double EMLock, 650lbs, DPS	<b>885.00</b>

1580 CONFIGURATION 1 of 1



1581



1582



Filler Plate



Angle Bracket



Top Jamb Kit



Glass Door Kit



Spacer Bracket



Heavy Duty Drill Fixture

MODEL		LIST \$
1581	Single EMLock, 650lbs	401.00
1582	Double EMLock, 650lbs	789.00

FINISH		ADD TO LIST	
		SINGLE	DOUBLE
V	628 Dull Aluminum <small>Standard</small>	N/C	N/C
Y	335 Dull Black	94.00	141.00
C	605 Bright Brass	94.00	141.00
X	710 Dark Bronze	94.00	141.00
Q	626 Dull Chrome	222.00	257.00
P	625 Bright Chrome	222.00	257.00

OPTIONS		ADD TO LIST	
		SINGLE	DOUBLE
D	Door Position Status (DPS)	48.00	96.00
B	Bond Alert Status (BAS)	71.00	142.00
A	Anti-Tamper Status (ATS)	59.00	59.00
L*	Visual Status Indicator (LED)	20.00	20.00

\* Requires field installation and additional wiring.

RELATED PRODUCTS

When you order any SDC products in this section, there are a number of related or complementary products that have proven to work well with your selection.

FP01V	Filler Plate, 1/8" x 1 1/4" x 8 3/4"	36.00
FP02V	Filler Plate, 1/4" x 1 1/4" x 8 3/4"	39.00
FP03V	Filler Plate, 3/8" x 1 1/4" x 8 3/4"	41.00
FP04V	Filler Plate, 1/2" x 1 1/4" x 8 3/4"	44.00
FP05V	Filler Plate, 5/8" x 1 1/4" x 8 3/4"	44.00
FP30V	Filler Plate, 1/8" x 1 1/4" x 17 1/2"	46.00
FP31V	Filler Plate, 1/4" x 1 1/4" x 17 1/2"	48.00
FP32V	Filler Plate, 3/8" x 1 1/4" x 17 1/2"	50.00
FP33V	Filler Plate, 1/2" x 1 1/4" x 17 1/2"	52.00
FP34V	Filler Plate, 5/8" x 1 1/4" x 17 1/2"	55.00
AB01V	Angle Bracket, 1" x 1" x 8 3/4"	46.00
AB02V	Angle Bracket, 1" x 1 1/2" x 8 3/4"	48.00
AB03V	Angle Bracket, 1 1/2" x 1 1/2" x 8 3/4"	50.00
AB04V	Angle Bracket, 2" x 1 1/2" x 8 3/4"	52.00
AB30V	Angle Bracket, 1" x 1" x 17 1/2"	59.00

Continued on next page.

## COMPONENT CONSIDERATIONS

With a robust toolbox of over 35,000 SDC access & control components at your fingertips, you can add additional components to complement the products you're ordering and assemble a turnkey solution for almost any controlled door opening system imagined.



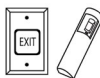
Keypads & Readers

[CLICK TO VIEW](#)



Egress Devices

[CLICK TO VIEW](#)



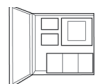
Exit Switches & Sensors

[CLICK TO VIEW](#)



Emergency Door Releases

[CLICK TO VIEW](#)



Power Controllers

[CLICK TO VIEW](#)



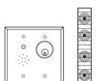
Door Controls & Backup Batteries

[CLICK TO VIEW](#)



Remote Control Consoles

[CLICK TO VIEW](#)



Door Prop Alarms & Annunciators

[CLICK TO VIEW](#)

<b>AB31V</b>	Angle Bracket, 1" x 1 1/2" x 17 1/2"	<b>63.00</b>
<b>AB32V</b>	Angle Bracket, 1 1/2" x 1 1/2" x 17 1/2"	<b>69.00</b>
<b>AB33V</b>	Angle Bracket, 2" x 1 1/2" x 17 1/2"	<b>73.00</b>
<b>TJ81V</b>	Top Jamb Mounting Kit, Single	<b>141.00</b>
<b>TJ82V</b>	Top Jamb Mounting Kit, Double	<b>229.00</b>
<b>HDB1V</b>	Glass Door Mounting Kit, 2 1/2" x 1 1/2" x 8 1/2"	<b>210.00</b>
<b>HDB2V</b>	Glass Door Mounting Kit, 2 1/2" x 1 1/2" x 8 1/2", Qty 2	<b>420.00</b>
<b>UF81V</b>	Spacer Bracket, 1/2" x 1 1/2" x 8 3/4"	<b>86.00</b>
<b>UF82V</b>	Spacer Bracket, 1/2" x 1 1/2" x 17 1/2"	<b>118.00</b>
<b>1581-DF</b>	Heavy Duty Drill Fixture for 1581 EMLock Installations	<b>176.00</b>