



# 700 Series

## Key Switches

SDC key switch assemblies provide an economical method of providing authorized control for a variety of applications. A choice of several contact configurations ensure compatibility with virtually any system. Key switch assemblies are compatible with U.S. standard, 1" to 1 $\frac{3}{8}$ " mortise key cylinders and interchangeable core cylinders\*. Compatibility with a new or existing facility mechanical key system is maintained.

**SDC's 700 series switch assemblies** come standard with stainless steel faceplates and a heavy duty rated switches. Available in a narrow faceplate size to mount directly to the door frame or single gang and double gang sizes to be box mounted.

*\*Key cylinders not included, order separately. See related products.*

- 20 gauge stainless steel faceplates
- Alternate action or momentary
- SPDT or DPDT
- 22 gauge wire leads, 7"
- Tamper resistant, recessed cylinder\*
- Tamper resistant spanner screws
- 1" - 1 $\frac{3}{8}$ " mortise cylinder compatible
- Large actuator for positive and consistent activation

*\*Not available with narrow faceplate 700N models.*

## ORDERING GUIDE

			FINISH	
			U	
			S	
			C	
			H	
			D	
			Q	
			P	
706			U	LT ATS
701N	701	701T		L1G
702N	702	702T		L1R
705N	705	705T		L2
706N	706	706T		LT
707N	707	707T		ATS
708N	708	708T		L2 ATS
709N	709	709T		L2 ATS
711N	711	711T		L2 ATS
712N	712	712T		
713N	713	713T		
MODEL			OPTIONS	

NOT REQUIRED 

## EXAMPLES

<b>701U</b>	Single Gang, Alternate Action (AA) On/Off, SPDT, 630	<b>112.00</b>
<b>702U</b>	Single Gang, Momentary (MO), SPDT, 630	<b>112.00</b>
<b>701ULT</b>	Single Gang, Alternate Action (AA) On/Off, SPDT, 630, One Tri-Color LED	<b>148.00</b>
<b>702UL2</b>	Single Gang, Momentary (MO), SPDT, 630, One Green & One Red LED	<b>148.00</b>
<b>701NUL1R</b>	Narrow, Alternate Action (AA) On/Off, SPDT, 630, One Red LED	<b>137.00</b>



**Narrow**



**Single Gang**



**Double Gang**



**701NUL1R**



**707UL1R**



**708TUL2SN**

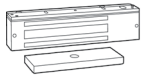
MODEL		● ○ ○	LIST \$
701N	Narrow	Alternate Action (AA) On/Off, SPDT	112.00
702N	Narrow	Momentary (MO), SPDT	112.00
705N	Narrow	Alternate Action (AA) On/Off, DPDT	129.00
706N	Narrow	Momentary (MO), DPDT	123.00
707N	Narrow	(2) Momentary (MO), SPDT	146.00
708N	Narrow	(1) Momentary (MO), SPDT, (1) Alternate Action (AA)On/Off, SPDT	153.00
709N	Narrow	(1) Alternate Action (AA)On/Off, SPDT	164.00
711N	Narrow	(2) Momentary (MO), DPDT	171.00
712N	Narrow	(1) Momentary (MO), DPDT, (1) Alternate Action (AA) On/Off, DPDT	171.00
713N	Narrow	(2) Alternate Action (AA) On/Off, DPDT	171.00
701	Single Gang	Alternate Action (AA) On/Off, SPDT	112.00
702	Single Gang	Momentary (MO), SPDT	112.00
705	Single Gang	Alternate Action (AA) On/Off, DPDT	129.00
706	Single Gang	Momentary (MO), DPDT	123.00
707	Single Gang	(2) Momentary (MO), SPDT	146.00
708	Single Gang	(1) Momentary (MO), SPDT, (1) Alternate Action (AA)On/Off, SPDT	153.00
709	Single Gang	(1) Alternate Action (AA)On/Off, SPDT	164.00
711	Single Gang	(2) Momentary (MO), DPDT	171.00
712	Single Gang	(1) Momentary (MO), DPDT, (1) Alternate Action (AA) On/Off, DPDT	171.00
713	Single Gang	(2) Alternate Action (AA) On/Off, DPDT	171.00
701T	Double Gang	Alternate Action (AA) On/Off, SPDT	141.00
702T	Double Gang	Momentary (MO), SPDT	141.00
705T	Double Gang	Alternate Action (AA) On/Off, DPDT	153.00
706T	Double Gang	Momentary (MO), DPDT	146.00
707T	Double Gang	(2) Momentary (MO), SPDT	171.00
708T	Double Gang	(1) Momentary (MO), SPDT, (1) Alternate Action (AA)On/Off, SPDT	176.00
709T	Double Gang	(1) Alternate Action (AA)On/Off, SPDT	186.00
711T	Double Gang	(2) Momentary (MO), DPDT	194.00
712T	Double Gang	(1) Momentary (MO), DPDT, (1) Alternate Action (AA) On/Off, DPDT	194.00
713T	Double Gang	(2) Alternate Action (AA) On/Off, DPDT	194.00

FINISH		○ ● ○	ADD TO LIST
U	630 Dull Stainless <small>Standard</small>		N/C
S	629 Bright Stainless		48.00
C	605 Bright Brass		48.00
H	613 Dark Oil Rubbed Bronze		48.00
D	606 Dull Brass		48.00
Q	626 Dull Chrome		48.00
P	625 Bright Chrome		48.00

Continued on next page.

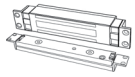
## COMPONENT CONSIDERATIONS

With a robust toolbox of over 35,000 SDC access & control components at your fingertips, you can add additional components to complement the products you're ordering and assemble a turnkey solution for almost any controlled door opening system imagined.



Electromagnetic Locks

[CLICK TO VIEW](#)



Electromagnetic Shear Locks

[CLICK TO VIEW](#)



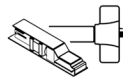
Electric Strikes

[CLICK TO VIEW](#)



Electrified Locksets

[CLICK TO VIEW](#)



Exit Devices & Retrofit ELR Kits

[CLICK TO VIEW](#)



Low Energy Operators

[CLICK TO VIEW](#)



Power Controllers

[CLICK TO VIEW](#)

OPTIONS		ADD TO LIST
L1G	Visual Status Indicator (LED), One Green	25.00
L1R	Visual Status Indicator (LED), One Red	25.00
L2	Visual Status Indicator (LED), One Green & One Red	36.00
LT	Visual Status Indicator (LED), One Tri-Color	36.00
ATS	Anti-Tamper Switch (ATS)	36.00
RMB*	Audible Buzzer (RMB)	46.00
SN*	Alarm Siren (SN)	59.00

\* 700T models only.

## RELATED PRODUCTS

When you order any SDC products in this section, there are a number of related or complementary products that have proven to work well with your selection.

BB1D	Single Gang Retrofit Back Box, 2 1/4" x 3 3/4" x 2 3/4"	16.00
CYL-6KDQ	Mortise Cylinder, 6-Pin, 1 1/8" Length, Keyed Different	52.00
CYL-6KAQ	Mortise Cylinder 6-Pin, 1 1/8" Length, Keyed Alike	52.00