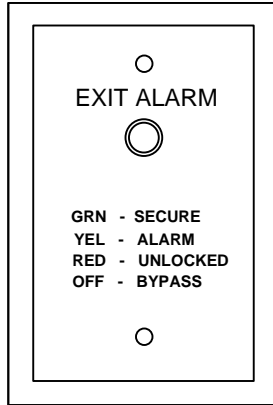




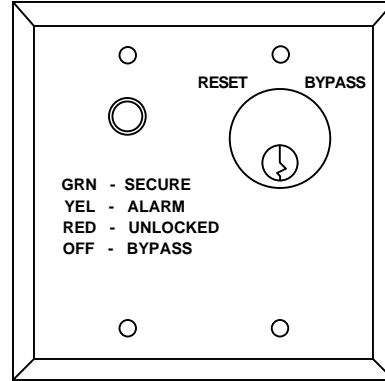
# INSTALLATION INSTRUCTIONS

## 101 SERIES WIRING FOR DELAYED EGRESS ANNUNCIATORS

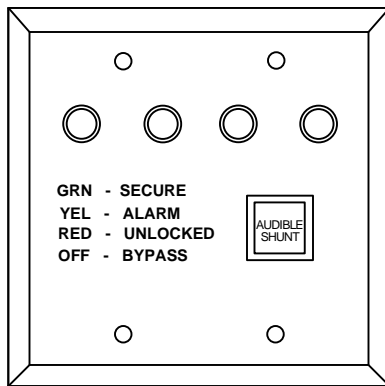
**101-1A**  
Single Gang Faceplate  
1 Tri-Color LED  
Buzzer



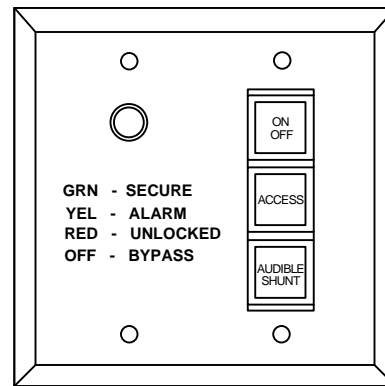
**101-1AK**  
Double Gang Faceplate  
1 Tri-Color LED  
Key Switch  
Buzzer



**101-4AM**  
Double Gang Faceplate  
4 Tri-Color LEDs  
Buzzer  
Push Switch (Audible Shunt)



**101-PAM**  
Double Gang Faceplate  
1 Tri-Color LED  
Buzzer  
3 Push Switches (On/Off, Access, Audible Shunt)



### SPECIFICATIONS

- |                    |   |                                   |
|--------------------|---|-----------------------------------|
| FACEPLATE MATERIAL | - | 20 GAUGE STAINLESS STEEL          |
| KEY SWITCH         | - | SPDT, 2A @ 30VDC                  |
| PUSH SWITCHES      | - | SPDT, 5A @ 30VDC                  |
|                    |   | -AUDIBLE SHUNT LAMP: 40mA @ 28VDC |
| BUZZER             | - | 93dB @ 1 METER, 20mA @ 28VDC      |
| LEDs               | - | TRI-COLOR LED, 30mA @ 12/24VDC    |
|                    |   | -GREEN (SECURE)                   |
|                    |   | -AMBER (ALARM/DOOR LOCKED)        |
|                    |   | -RED (ALARM/DOOR UNLOCKED)        |

Any suggestions or comments to this instruction or product are welcome. Please contact us through our website or email engineer@sdsecurity.com

