
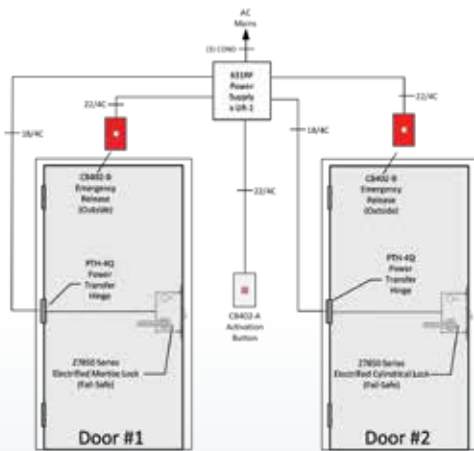




# Shared Bathroom Package



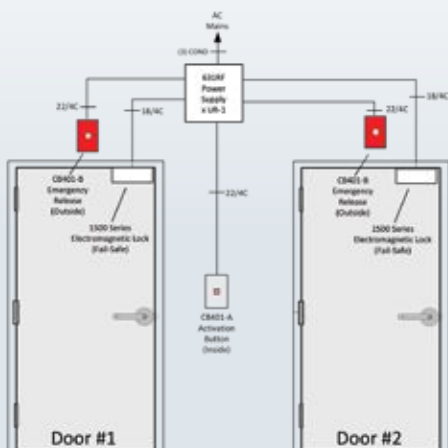
**Z7850 x DPS**  
Electrified Mortise Lock with Door Status

**PTH** Power Transfer Hinge

**631RFXUR-1**  
1.5 Amp, 12/24 VDC Class 2 Output Power Supply w/Comm. Bath Control Module

**402-B** Emergency Release Button

**402-A** System Activation Button



**1581 x DPS** EMLock® 650lb  
**1571 x DPS** EMLock® 1200lb  
**1511 x DPS** EMLock® 1650lb

**631RFXUR-1**  
1.5 Amp, 12/24 VDC Class 2 Output Power Supply w/Comm. Bath Control Module

**401-B** Emergency Release Button

**401-A** System Activation Button

Every Shared Bathroom Package also includes a Riser Diagram, Components List, Method of Operation and Wiring Diagram to help you determine the materials and installation costs to complete your project bid.

