


UR Series

Universal Microprocessor-Based Controllers



One door controller, multi-door applications: whether you need to control one door or many doors, there's an affordable, field programmable **SDC UR series** door controller to create your perfect door opening system to reduce costly programming and wiring time. The award-winning UR series is the same simple, reliable, flexible solution to door control trusted in thousands of installations since 1998.

UR-1 models provide a choice of individual dip switch selectable relay operating modes or system modes for lock control, monitoring, communicating door or lock system logic. Relay output modes may be individually configured as a Dry Contact or Voltage (wet) Output. Relays may be configured to work independently or in tandem with adjacent relay.

UR2-4 and UR4-8 models have programmable system and station modes to meet virtually any applications such as airlock, interlock, mantrap and shared bathroom.



MODELS

UR-1 Microprocessor Controller, Two Relays

UR2-4 Microprocessor Controller, Four Relays

UR4-8 Microprocessor Controller, Eight Relays



STANDARD FEATURES

- Utilize same controller for multiple applications
- Centralized wiring for all locks, access control, monitoring contacts and peripheral equipment
- Reduced wiring, easier troubleshooting
- Microprocessor based system logic
- Multiple selectable relay & system logic modes
- Selectable contact relay configuration modes
- Programmable system & station modes
- Optically isolated dry inputs
- Auto-sensing dual voltage
- Visual status indicators (LED)



APPLICATIONS

LOGIC MODES

The **UR-1 series** controllers offer multiple selectable relay and system logic modes. Configurations permit installer configuration per application requirements:

- Conventional relays
- (2) Time delay relays, adj. 1-60 sec
- (1) Time delay relays x anti-tailgate input
- (2) Independent latching relays - 1 N.O. trigger per relay (pulse on, pulse off)
- Tandem latching relays - 2-SPDT (DPDT) output (input (A) latch ON, input (B) latch OFF)
- (1) Time delay relay, (1) latching relay
- (1) Time delay relay, (1) control relay
- (2) Door airlock/cleanroom system
- Communicating bathroom system - Shared by two hospital or dorm rooms. Exiting unlocks both doors, ensuring access for both rooms
- Manual door sequencer - For one or two single or double door openings with high inrush (locks or exit devices (not to exceed power supply rating up to 7A)
- Automatic door sequencer - For one single or one double door opening with locks or exit devices

PROGRAMMABLE SYSTEM MODES


The **UR2-4 and UR4-8 series** controllers offer system selection providing appropriate mode of operation for each input and output:

- Airlock/Interlock Mode A - All doors normally unlocked, opening any door causes all other doors to lock.
- Mantrap Mode B - All doors normally locked. When any door is unlocked all other doors are incapable of unlocking.
- Mantrap Mode C - Select doors locked or unlocked. When unlocked door is opened, locked doors are incapable of unlocking. When a locked door is unlocked, normally unlocked doors lock and all other locked doors are incapable of unlocking.
- Shared Hospital/Dorm Bathroom A - Doors equipped with magnetic locks.
- Shared Hospital/Dorm Bathroom B - Doors equipped with electrified locksets.

RELAY MODES

The **UR-1 series** controllers offer selectable contact configurations and permit installer configuration per application requirements.

- SPDT outputs jumper selectable wet and/or dry
- Selectable independent or tandem (Simultaneous, DPDT) activation
- Each tandem SPDT output may be wet and/or dry



UR-1


PROGRAMMABLE STATION MODES

The **UR2-4 and UR4-8 series** controllers offer programmable station modes allowing each output to be individually programmed with its own mode of operation:

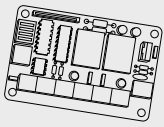
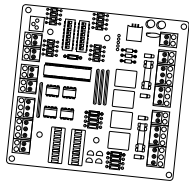
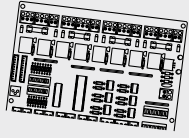
- Conventional relay
- Latching relay (on/off)
- Latch multi-station zones (on/off) or all stations (on/off)
- Time delay relay, adj. 1-60 sec
- Dual function latching (on/off), plus 1-60 sec timed output when on



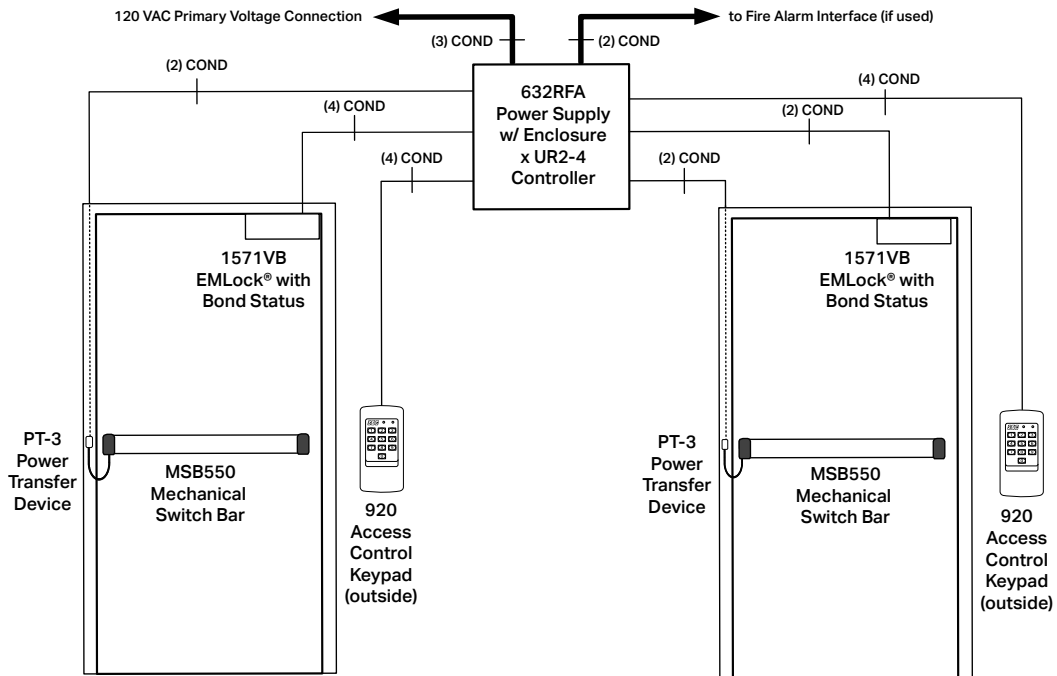
UR2-4



UR4-8

	UR-1	UR2-4	UR4-8
			
Description	One station control relays	Two station control relays	Four station control relays
Application	Relay configurable control for one or two locks (trigger, timed, latching or sequenced)	Interlocks, mantraps and communicating bathroom (two doors)	Interlocks, mantraps and communicating bathroom (four doors)
Inputs	(2) Relay, N/O	(4) Relay, N/O or N/C (4) Auxiliary, N/O	(8) Relay, N/O or N/C (4) Auxiliary, N/O
Outputs	(2) SPDT, Wet or Dry	(2) SPDT, Fused, Wet or Dry (2) SPDT, Unfused, Wet or Dry	(4) SPDT, Fused, Wet or Dry (4) SPDT, Unfused, Wet or Dry

MANTRAP MODE "B" - ONLY ONE DOOR MAY BE ACCESSED AT ANY TIME





SPECIFICATIONS

	UR-1	UR2-4	UR4-8
Input Voltage	12/24 VDC ± 10%	12/24 VDC ± 10%	12/24 VDC ± 10%
Input Current (Max)	120 mA @ 12 VDC 175 mA @ 24 VDC	140 mA @ 12/24 VDC	250 mA @ 12/24 VDC
Dimensions	3 ¹³ / ₆₄ " x 2" x 1"	4 ¹ / ₂ " x 5" x ⁷ / ₈ "	7" x 5" x ⁷ / ₈ "
Inputs	SPST-N/O (2) (a) Two Dry for Individual Relay (b) Tandem-Simultaneous Activation	SPST-N/O or N/C (4) Relay SPST-N/O (4) Auxiliary	SPST-N/O or N/C (8) Relay SPST-N/O (4) Auxiliary
Outputs	Wet and/or Dry Wet Voltage Same as Module Input (a) Two Wet and/or Dry (b) Tandem-Simultaneous Activation	Wet and/or Dry Individually Configured Wet Voltage	Wet and/or Dry Individually Configured Wet Voltage
Relay Contact	SPDT (2) 7 Amp @ 30 VDC Inductive	SPDT (2) Fused SPDT (2) Non-fused 7 Amp @ 30 VDC Resistive	SPDT (4) Fused SPDT (4) Non-fused 7 Amp @ 30 VDC Resistive



HOW TO ORDER

FOLLOW STEPS FOR ORDERING

 Designates optional step

1| SPECIFY MODEL

UR-1 Microprocessor Controller, Two Relays

UR2-4 Microprocessor Controller, Four Relays

UR4-8 Microprocessor Controller, Eight Relays

STEP NUMBER: 1

ORDERING EXAMPLE: **UR-1**