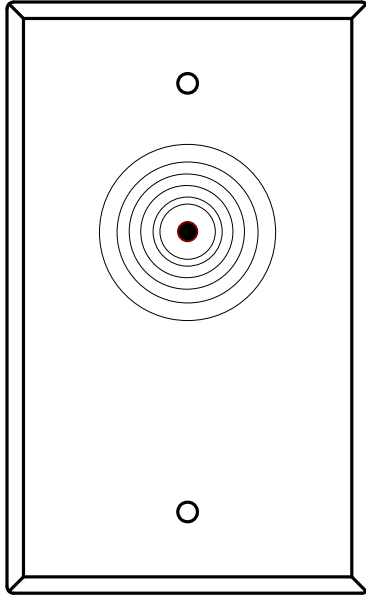


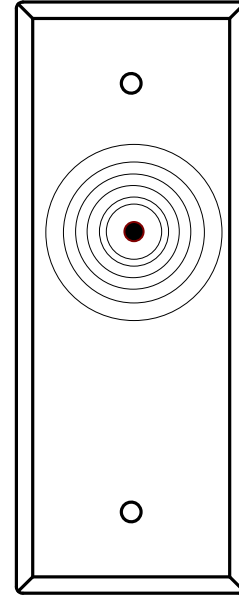


# INSTALLATION INSTRUCTIONS

## 400U-SN / 400NU-SN WALL AND FRAME MOUNT SIRENS



400U-SN

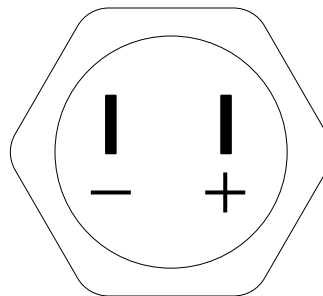


400NU-SN

Single Gang or narrow frame mount assemblies to provide indication of door open or unlocked status when connected to relay logic.

### SPECIFICATIONS

Faceplate: Stainless Steel  
Dual Voltage: 12/24 VDC  
Siren: 85 db  
Current: 18mA @ 24 VDC  
Connectors: Quick-Connect tabs



### Optional LED

#### \* L1G, L1R, or L2 Option – Single Color LED

WHT — + .02A max @ 24VDC  
BLK — -

#### \* LT Option – Tri-Color LED Wiring

RED — + 0.02A Max per color  
BLK — - 0.04A Max for amber  
GRN — +

- Apply + VDC to RED wire to illuminate RED

- Apply + VDC to GREEN wire to illuminate GREEN

- Apply + VDC to both GREEN & RED wire to illuminate AMBER