




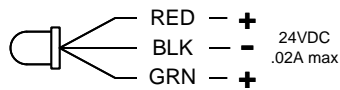
INSTALLATION INSTRUCTIONS

400 SERIES WALL MOUNT INDICATOR

Single Color LED Wiring (L1G, L1R, or L2 Option)



Tri-Color LED Wiring (LT Option)



- Apply (+) VDC to RED wire to illuminate RED
- Apply (+) VDC to GRN wire to illuminate GRN
- Apply (+) VDC to both GRN & RED wire to illuminate AMBER


Any suggestions or comments to this instruction or product are welcome. Please contact us through our website or email engineer@sdsecurity.com



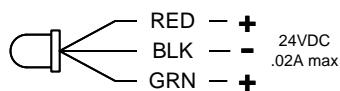
INSTALLATION INSTRUCTIONS

400 SERIES WALL MOUNT INDICATOR

Single Color LED Wiring (L1G, L1R, or L2 Option)



Tri-Color LED Wiring (LT Option)



- Apply (+) VDC to RED wire to illuminate RED
- Apply (+) VDC to GRN wire to illuminate GRN
- Apply (+) VDC to both GRN & RED wire to illuminate AMBER

Any suggestions or comments to this instruction or product are welcome. Please contact us through our website or email engineer@sdsecurity.com