

# INSTALLATION INSTRUCTIONS

## 480-4RFB / 480-6RFB / 480-4RSB / 480-6RSB FLUSH & SURFACE MOUNT BOX FOR 4-1/2" & 6" DIAMETER SWITCHES

### CROSS SECTIONAL VIEWS

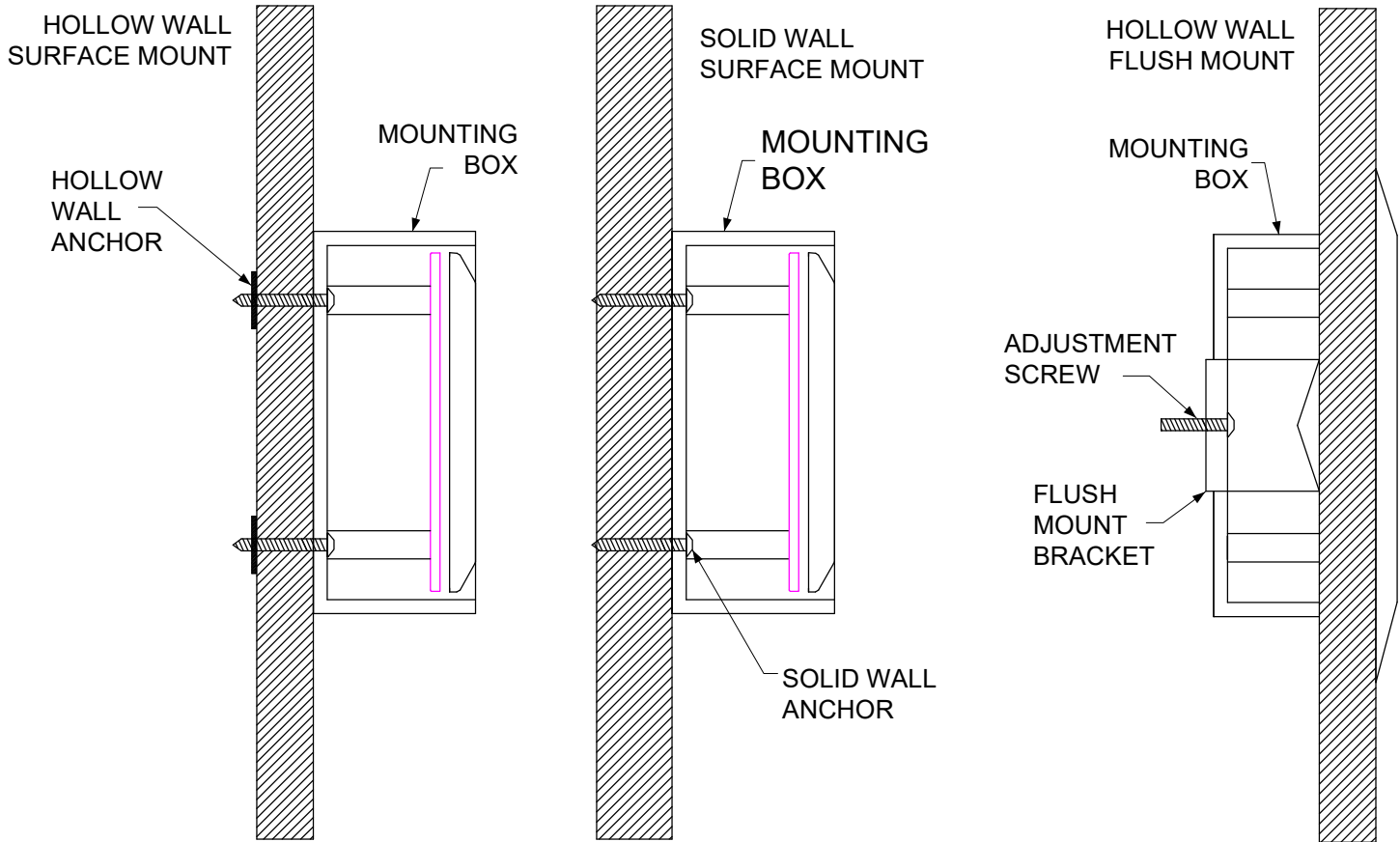


ILLUSTRATION #1

ILLUSTRATION #2

**Parts included with mounting boxes:** >Black ABS surface or flush mount box >Transmitter mounting pins  
>9V battery mounting clip >Mounting instructions >Weather resistant gasket (optional)

**480-4RFB & 480-6RFB FLUSH MOUNT:** Hollow Wall ONLY (Illustration #2) 1] Cut access hole into mounting surface: 5-1/2" dia. for 4-1/2" round box – 6-1/2" dia. for 6" round box. 2] Insert box into the hole. 3] Utilize the two Phillips head screws to tighten silver hanger to the mounting surface. 4] Complete installation of the switch.

**480-4RSB & 480-6RSB SURFACE MOUNT:** Hollow Wall or Solid Wall (Illustration #1) 1] Drill pilot holes in mounting box (placement indications are in box). 2] Drill pilot holes in mounting surface. 3] Insert appropriate fastener (screw, toggle, etc.) through box and into mounting surface; tighten. 4] Complete installation of switch.

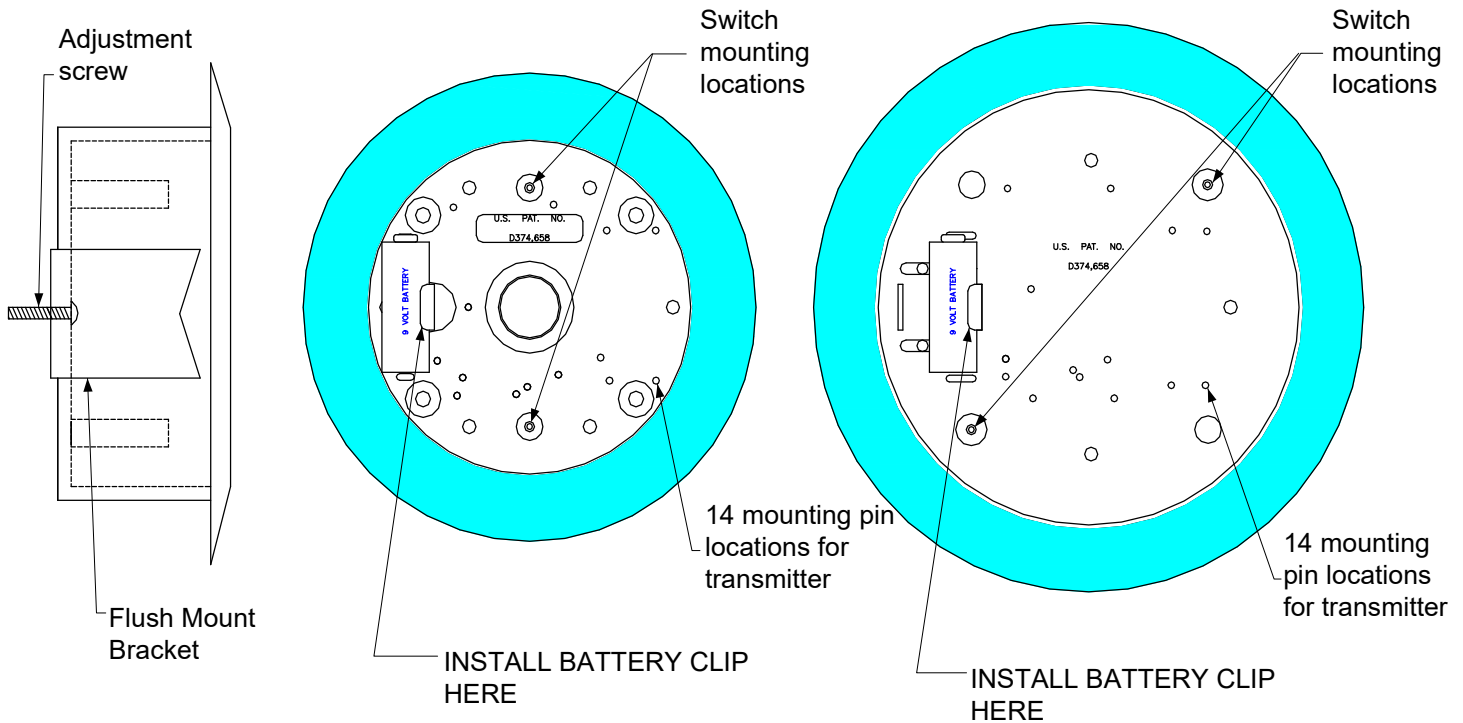


### **480-4RFB**

**Dimensions:** Diameter: 6-3/8" (162mm)  
Height: 2-1/8" (55mm)  
Inside Depth: 1-7/8" (48mm)  
Used with 4-1/2" round switches

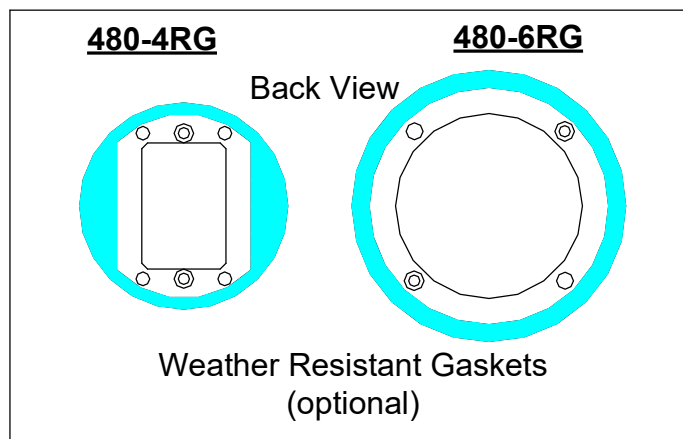
### **480-6RFB**

Diameter: 7-3/4" (197mm)  
Height: 2-1/8" (55mm)  
Inside Depth: 1-7/8" (48mm)  
Used with 6" round switches



### **For surface mount use 480-4RSB / 480-6RSB**

- Mounting bracket for hollow walls.
- Flush mount black ABS material for wireless or hard-wired applications; Wireless use requires RF Transparent walls.
- Repositionable mounting pins for transmitter placement.
- Weather resistant gasket (optional): **480-4RG used with 480-4RSB**  
**480-6RG used with 480-6RSB**

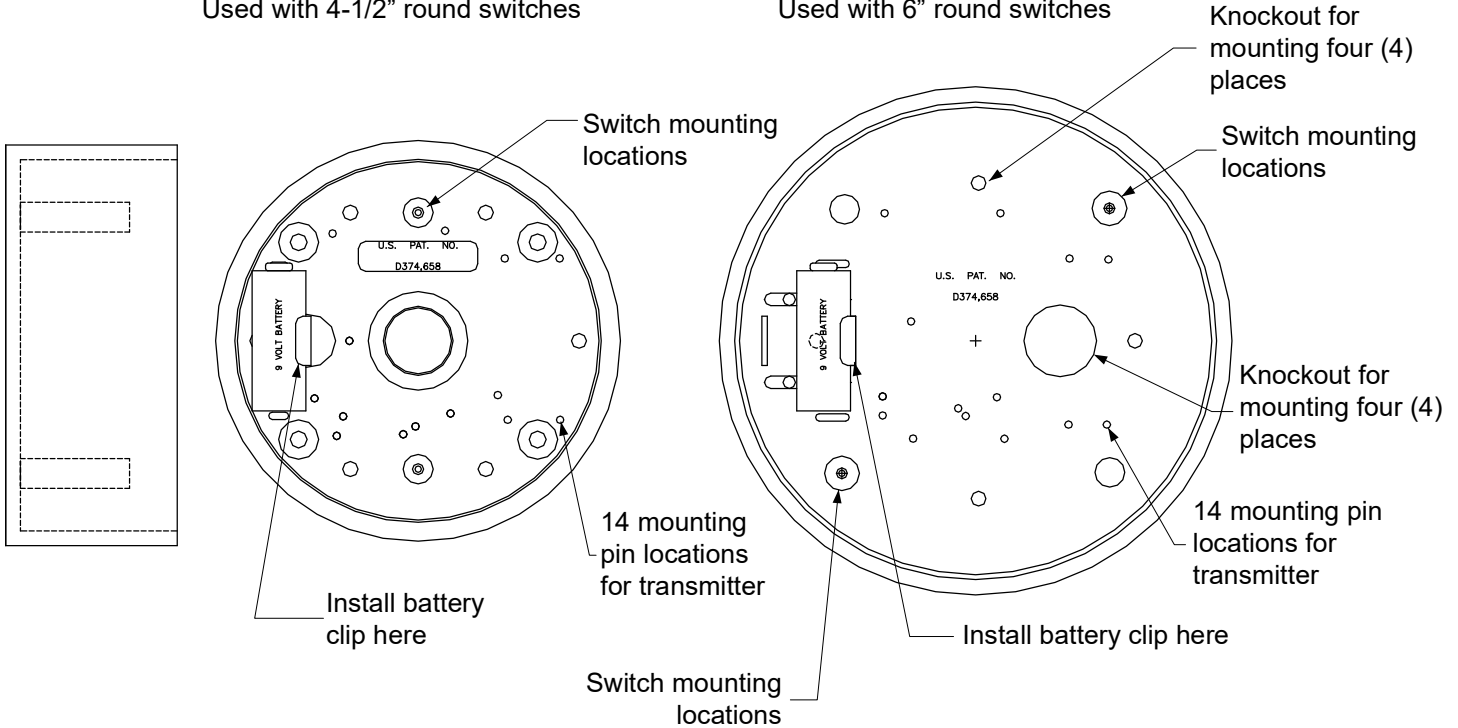


## 480-4RSB

**Dimensions:** Diameter: 5" (127mm)  
 Height: 2-1/8" (55mm)  
 Inside Depth: 1-7/8" (48mm)  
 Used with 4-1/2" round switches

## 480-6RSB

Diameter: 6-7/16" (164mm)  
 Height: 2-1/8" (55mm)  
 Inside Depth: 1-7/8" (48mm)  
 Used with 6" round switches



**For flush mount use 480-4RFB / 480-6RFB**

- Surface mount black ABS material for wireless or hard-wired applications
- Repositionable mounting pins for transmitter placement
- Weather resistant gasket (optional): **480-4RG used with 480-4RSB**  
**480-6RG used with 480-6RSB**

