

# MSB550 Egress Bar

## Mechanical Switch Bar



UL Listed  
Burglary Resistant

**4J82**  
Access Control Systems Unit  
Burglary Resistant Electronic  
Locking Mechanism

Building codes essentially state that egress through access controlled doors must not require prior knowledge of operational requirements. Meeting this criteria, **SDC's MSB550** is designed to release electromagnetic door locks for uninhibited egress. When slight pressure is applied a microswitch is actuated, immediately releasing the electromagnetic door lock. The MSB550 is an economical alternative to sensor activated bars. **Now features Metal Endcaps.**

### FEATURES

- **Only 1/8" Total Bar Movement.** The MSB550 has a maximum movement of only .125". Trigger activation to release the electromagnetic lock is quick and quiet.
- **Heavy Duty Construction.** The MSB550 utilizes heavy-duty aluminum extrusion and rugged end caps. The mounting assembly is all metal. The rigid construction prevents any malfunction due to sagging or warped doors or tweaked-glass door stiles.
- **Narrow Low Profile.** The MSB550 has a narrow profile with minimum projection from the door of only 1.875". The unobtrusive design is ideally suited for aesthetically superior glass openings.



### MODELS



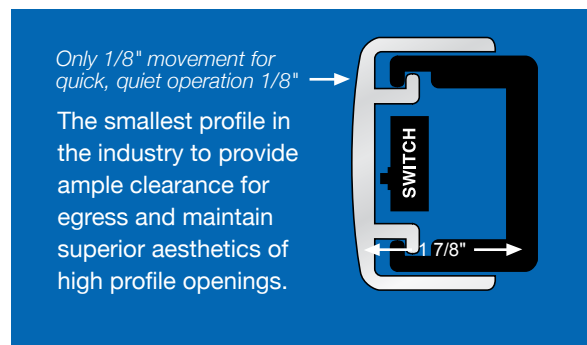
**MSB550V** 628 Aluminum Anodized



**MSB550Y** 335 Black Anodized

**MSB550S** 629 Bight Stainless Steel

**MSB550U** 630 Brushed Stainless Steel

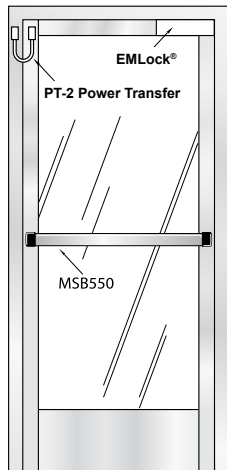




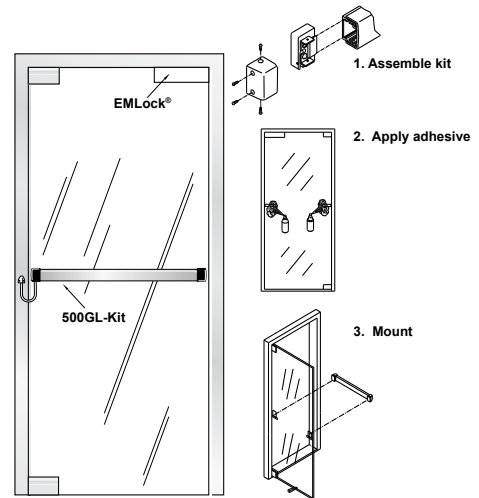
## SPECIFICATIONS

<b>Actuation</b>	1/8" Total Bar Movement for Mechanical Switch Actuation
<b>Contact</b>	SPDT, 5 Amp @ 30VDC (2nd switch optional)
<b>Height</b>	2.375"
<b>Projection (Depth)</b>	1.875"
<b>Door Width</b>	36" (Standard), 42", 48" Bars May be Field Cut
<b>Accessories Include</b>	PT-2U Power Transfer Loop
<b>Weight</b>	6.5 lbs

### Standard Installation with Standard Mounting Hardware



### GL - Glass Mount Installation



## ACCESSORIES

<b>500GL-KIT</b>	One Glass Door Mounting Kit with Adhesive for Eight to Ten Bars
<b>500GL-MB</b>	One Glass Door Mounting Kit without Adhesive
<b>500-SK</b>	Shim Kit Used to Raise Bar from Door. Recommended for Wood or Hollow Metal Doors with Uneven Mounting Surface

## POWER TRANSFER

<b>PT-2V</b>	Stainless Steel, Included with Bar
<b>PT-3V</b>	Stainless Steel Armored Loop with Aluminum Surface Wire Junction Box



PRODUCT SKU SAMPLE: **MSB550-2 V 48**



## HOW TO ORDER

### 1| SPECIFY MODEL & FINISH

<b>MSB550V</b>	628 Aluminum Anodized
<b>MSB550Y</b>	335 Black Anodized
<b>MSB550S</b>	629 Bight Stainless Steel
<b>MSB550U</b>	630 Brushed Stainless Steel

### 2 SPDT CONTACTS

Add "2" for 2nd Mechanical switch for dual-failsafe redundant operation; alarm shunt; or monitoring output.

### 2| SPECIFY DOOR WIDTH

<b>42</b>	For 42" Door (May be field cut)
<b>48</b>	For 48" Door (May be field cut)

