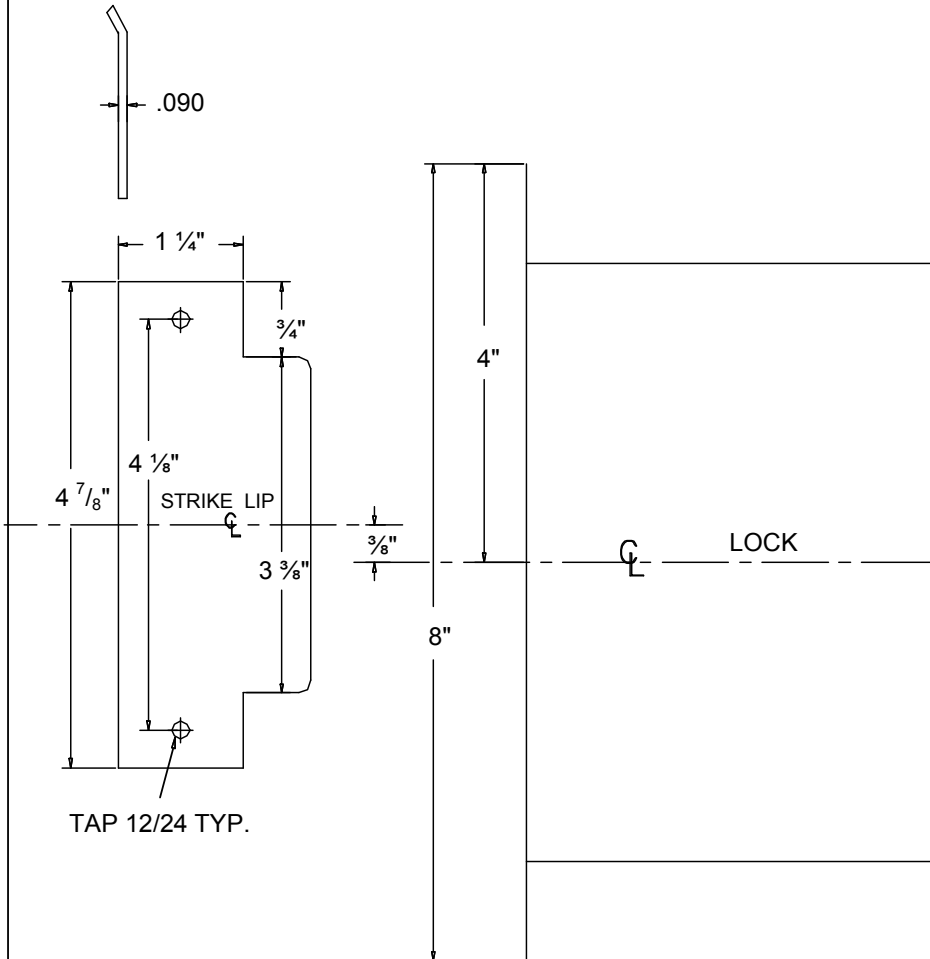


SDC SECURITY DOOR CONTROLS

801 Avenida Acaso, Camarillo, Ca. 93012 • (805) 494-0622 • Fax: (805) 494-8861
 www.sdcsecurity.com • E-mail: service@sdsecurity.com

HITOWER Z7500 SERIES TEMPLATE 1 3/4" - 2" FRAMES



NOTE:
 CONCRETE/
 MASONRY
 DETAIL
 SHOWN

**FOR STRIKE
 RELATION TO
 LOCK SEE
 LEFT SIDE OF
 TEMPLATE**

NOTE:
 MINIMUM FRAME
 FACE 1 3/4"

**RIGHT HAND
 SHOWN, LEFT
 HAND OPPOSITE**

DO NOT INSTALL PLASTER BOX

**CENTER LINE OF ANSI
 STRIKE LIP**

CONDUIT

REINF 8"
 3 5/8" MIN.
REINF 4"

12"

1 3/4" MIN.

2 1/2" MIN.

1 45/64" MIN.

ELECTRICAL BOX BY FRAME MFG'R

IMPORTANT

Details show space requirements for electric controller box. Allowances for different wall construction materials must be taken into consideration. Install conduit connectors in top of box before welding to frame.

NOTE:

THE 3-5/8" CLEARANCE BETWEEN THE STRIKE REINFORCEMENT TABS IS CRITICAL.
 *MAXIMUM THICKNESS OF TABS .125

UL LISTED BOX AS SHOWN AVAILABLE FROM SECURITY DOOR CONTROLS PART #7500EB-S

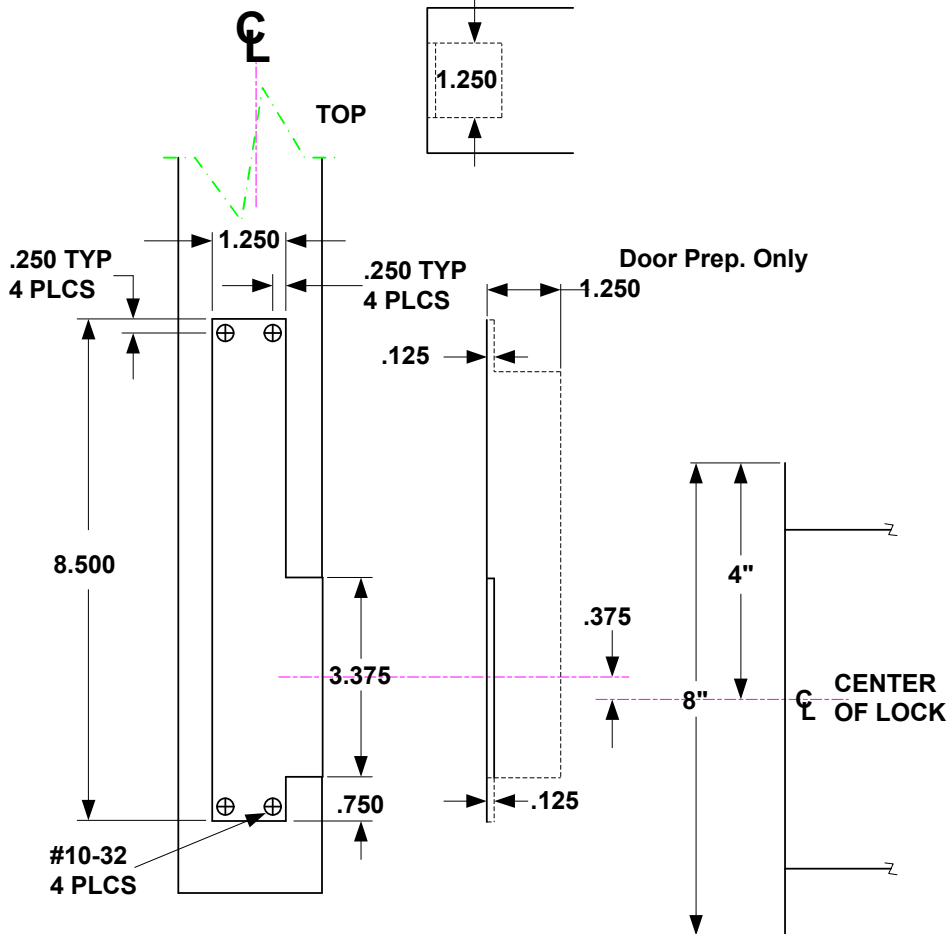
NOT TO SCALE



SECURITY DOOR CONTROLS

801 Avenida Acaso, Camarillo, Ca. 93012 • (805) 494-0622 • Fax: (805) 494-8861
 www.sdcsecurity.com • E-mail: service@sdsecurity.com

HITOWER Z, S, I, D, P, T, H & N 7500 SERIES TEMPLATE 1-1/4" - 1-3/4" FRAMES



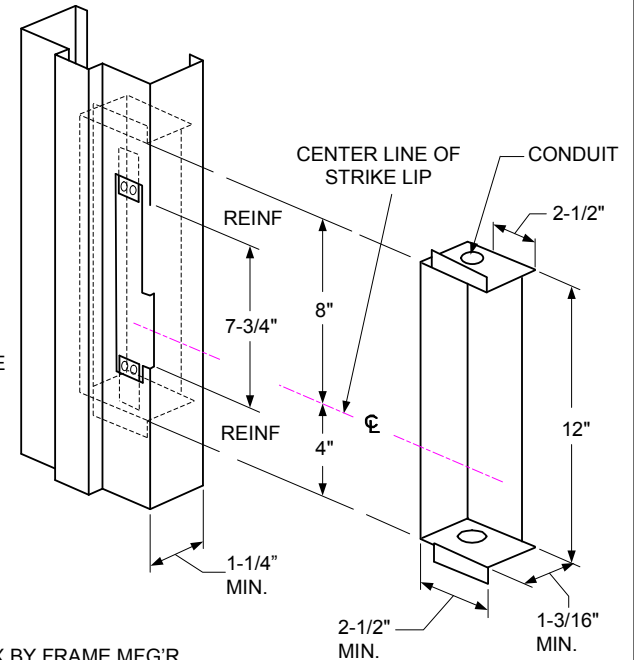
NOT TO SCALE

NOTE:
 CONCRETE/
 MASONRY
 DETAIL
 SHOWN

FOR STRIKE
 RELATION TO
 LOCK SEE
 LEFT SIDE OF
 TEMPLATE

NOTE:
 MINIMUM FRAME
 FACE 1-1/4"

RIGHT HAND
 SHOWN, LEFT
 HAND OPPOSITE



ELECTRICAL BOX BY FRAME MFG'R

IMPORTANT

Details show space requirements for electric controller box. Allowances for different wall construction materials must be taken into consideration. Install conduit connectors in top of box before welding to frame.

NOTE:

THE 7-3/4" CLEARANCE BETWEEN THE STRIKE REINFORCEMENT TABS IS CRITICAL. *MAXIMUM THICKNESS OF TABS .125

UL LISTED BOX AS SHOWN AVAILABLE FROM SECURITY DOOR CONTROLS PART #7500EB-N

HOLES REQUIRED FUNCTIONS

CYL OUTSIDE ONLY	CYL BOTH SIDES
7550	7530

Door Prep. Only

Identify the lock and manufacturer by letter prefix. Review proper manufacturers template requirements for door prep only. See details far left and above for frame prep.

SOURCE #	MODEL #
Z SDC	7500
S Schlage	L9080
I Corbin/Ruswin	ML2057
D Sargent	8200
P Yale	8805
T Best	45H
N Arrow	B12
H Hager	3880